

# THE PROFILE OF A FRAUDSTER IN 2020



Millions of people are affected by fraud every year, but how can you take measures to prevent it and what does a typical fraudster look like?

The ACFE's most recent study includes perpetrator data from more than 2,000 fraud cases, which can help organisations assess fraud risk in their own workforces. Here, we explore the profile of a fraudster in 2020.

## GENDER

Males committed more frauds and caused higher losses.

MALE



**\$150k**  
Median loss

**72%**  
OF CASES

FEMALE



**\$85k**  
Median loss

**28%**  
OF CASES

## TENURE

Occupational fraudsters who had been with their organisations at least 6 years caused **TWICE** the loss of less-tenured employees.

MEDIAN LOSS  
**\$100,000**



5 YEARS OR LESS

MEDIAN LOSS  
**\$200,000**




6 YEARS OR LESS

## LEVEL OF AUTHORITY

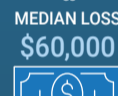
Most occupational frauds are committed by employee-level or manager-level personnel. But fraud by owners/executives are much more harmful.



MEDIAN LOSS  
**\$600,000**



MEDIAN LOSS  
**\$60,000**



MEDIAN LOSS  
**\$150,000**



EMPLOYEE

MANAGER

OWNER

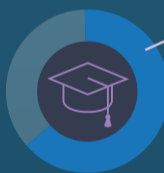
**41%**

**35%**

**20%**

PERCENT OF CASES

## EDUCATION



**64%** of occupational fraudsters had a university degree or higher.

No university degree

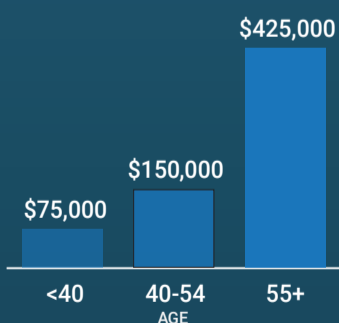
**\$100,000** Median loss

University degree or higher

**\$196,000** Median loss

## AGE

Older fraudsters caused much larger median losses



## HIGH-RISK DEPARTMENTS

More than three-quarters of all occupational frauds were committed by employees from these 8 business units:

Operations	15%
Accounting	14%
Executive/upper management	12%
Sales	11%
Customer service	9%
Administrative support	6%
Finance	5%
Purchasing	5%

Occupational fraud is on the rise and fraudsters are getting smarter, but with the right partner and tools, you can minimise the risk of fraud to your business and customers.

Visit [hellosoda.com](https://hellosoda.com) for more information.